

Ranganath Athreya

General Manager - Joint Company Secretary &
Head Compliance (Private Banking, Capital Markets &
Non - Banking Subsidiaries)

April 29, 2016

Mr. Girish Joshi
Senior General Manager – Listing
BSE Limited
Phiroze Jeejeebhoy Towers, 1st floor
Dalal Street
Mumbai 400 001

Mr. Hari K
Vice President
National Stock Exchange of India
Limited
Exchange Plaza, 5th floor
Plot No. C/1, G Block
Bandra - Kurla Complex
Mumbai 400 051

Dear Sir,

Sub: Board Meeting held on April 29, 2016

In terms of Regulation 30 of the Securities and Exchange Board of India (Listing Obligations and Disclosure requirements) Regulations, 2015, we wish to inform you the following:

1. Change in Key Managerial Personnel

Reason for change	Date of cessation
Early retirement Mr. K Ramkumar, Executive Director, in charge of the Operations Group of the Bank and President of ICICI Foundation for Inclusive Growth, has opted for early retirement to pursue his personal interests in the area of leadership consulting, research and training. The Board placed on record its appreciation of Mr. Ramkumar's immense contribution to the Group.	Date of cessation from position of Executive Director- close of business hours on April 29, 2016

2. The Board of Directors of ICICI Bank Limited (NYSE: IBN) has approved the appointment of Mr. Vijay Chandok, as Executive Director on the Board of ICICI Bank Limited, subject to regulatory and other necessary approvals. Mr. Chandok joined ICICI Ltd. in 1993. In the last 23 years in ICICI, he has worked in the Corporate Banking, Project Finance, Retail Assets and Rural & Inclusive Banking Groups.

3. As already conveyed in the press release sent earlier, we request you to take note of the following:

The Board of Directors of the Bank has today approved the sale of a part of its shareholding in ICICI Prudential Life Insurance Company Limited through an initial public offering by the company, subject to market conditions and necessary approvals. The size and other details of the offer would be determined in due course.

Yours sincerely



Ranganath Athreya



ICICI Bank Limited

CIN-L65190GJ1994PLC021012

Registered Office: Landmark, Race Course Circle, Vadodara - 390 007.

Corporate Office: ICICI Bank Towers, Bandra-Kurla Complex, Bandra (East), Mumbai - 400 051.

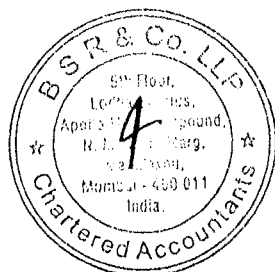
Web site: <http://www.icicibank.com>

UNCONSOLIDATED FINANCIAL RESULTS

(₹ in crore)

Sr. no.	Particulars	Three months ended			Year ended	
		March 31, 2016 (Audited)	December 31, 2015 (Audited)	March 31, 2015 (Audited)	March 31, 2016 (Audited)	March 31, 2015 (Audited)
1.	Interest earned (a)+(b)+(c)+(d)	13,481.93	13,346.07	12,738.47	52,739.43	49,091.14
	a) Interest/discout on advances/bills	10,040.51	9,862.87	9,333.04	38,943.15	35,631.08
	b) Income on investments	2,652.35	2,652.48	2,612.12	10,625.35	10,592.77
	c) Interest on balances with Reserve Bank of India and other inter-bank funds	59.02	36.22	38.93	158.24	195.10
	d) Others	730.05	794.50	754.38	3,012.69	2,672.19
2.	Other income	5,108.93	4,216.88	3,496.26	15,323.05	12,176.13
3.	TOTAL INCOME (1)+(2)	18,590.86	17,562.95	16,234.73	68,062.48	61,267.27
4.	Interest expended	8,077.42	7,893.11	7,659.05	31,515.39	30,051.53
5.	Operating expenses (e)+(f)	3,405.94	3,110.04	3,107.39	12,683.66	11,495.83
	e) Employee cost	1,382.05	1,140.43	1,298.80	5,002.35	4,749.88
	f) Other operating expenses	2,023.89	1,969.61	1,808.59	7,681.21	6,745.95
6.	TOTAL EXPENDITURE (4)+(5) (excluding provisions and contingencies)	11,483.36	11,003.15	10,766.44	44,198.95	41,547.36
7.	OPERATING PROFIT (3)-(6) (Profit before provisions and contingencies)	7,107.50	6,559.80	5,468.29	23,863.53	19,719.91
8.	Provisions (other than tax) and contingencies	3,326.21	2,844.05	1,344.73	8,067.81	3,899.99
9.	PROFIT/(LOSS) FROM ORDINARY ACTIVITIES BEFORE EXCEPTIONAL ITEMS AND TAX (7)-(8)	3,781.29	3,715.75	4,123.56	15,795.72	15,819.92
10.	Exceptional items (Collective contingency and related reserve)	3,600.00	3,600.00	..
11.	PROFIT/(LOSS) FROM ORDINARY ACTIVITIES BEFORE TAX (9)-(10)	181.29	3,715.75	4,123.56	12,195.72	15,819.92
12.	Tax expense (g)+(h)	(520.60)	697.62	1,201.56	2,469.43	4,644.57
	g) Current period tax	1,678.40	1,431.04	1,448.51	5,788.61	4,864.14
	h) Deferred tax adjustment	(2,199.00)	(733.42)	(246.95)	(3,319.18)	(219.57)
13.	NET PROFIT/(LOSS) FROM ORDINARY ACTIVITIES AFTER TAX (11)-(12)	701.89	3,018.13	2,922.00	9,726.29	11,175.35
14.	Extraordinary items (net of tax expense)
15.	NET PROFIT/(LOSS) FOR THE PERIOD (13)-(14)	701.89	3,018.13	2,922.00	9,726.29	11,175.35
16.	Paid-up equity share capital (face value ₹ 2/- each)	1,163.17	1,162.65	1,159.66	1,163.17	1,159.66
17.	Reserves excluding revaluation reserves	85,748.24	88,422.88	79,262.26	85,748.24	79,262.26
18.	Analytical ratios					
	i) Percentage of shares held by Government of India	0.14	0.11	0.06	0.14	0.06
	ii) Capital adequacy ratio (Basel III)	16.64%	15.77%	17.02%	16.64%	17.02%
	iii) Earnings per share (EPS)					
	a) Basic EPS before and after extraordinary items, net of tax expense (not annualised) (in ₹)	1.21	5.20	5.04	16.75	19.32
	b) Diluted EPS before and after extraordinary items, net of tax expense (not annualised) (in ₹)	1.20	5.17	4.99	16.65	19.13
19.	NPA Ratio ¹					
	i) Gross non-performing advances (net of write-off)	26,221.25	21,149.19	15,094.69	26,221.25	15,094.69
	ii) Net non-performing advances	12,963.08	9,907.83	6,255.53	12,963.08	6,255.53
	iii) % of gross non-performing advances (net of write-off) to gross advances	5.82%	4.72%	3.78%	5.82%	3.78%
	iv) % of net non-performing advances to net advances	2.98%	2.28%	1.61%	2.98%	1.61%
20.	Return on assets (annualised)	0.41%	1.82%	1.92%	1.49%	1.86%

1. At March 31, 2016, the percentage of gross non-performing customer assets to gross customer assets was 5.21% and net non-performing customer assets to net customer assets was 2.67%. Customer assets include advances and credit substitutes.



SUMMARISED UNCONSOLIDATED BALANCE SHEET

(₹ in crore)

Particulars	At		
	March 31, 2016	December 31, 2015	March 31, 2015
	(Audited)	(Audited)	(Audited)
Capital and Liabilities			
Capital	1,163.17	1,162.65	1,159.66
Employees stock options outstanding	6.70	6.70	7.44
Reserves and surplus (refer note no. 6)	88,565.72	88,422.88	79,262.26
Deposits	421,425.71	407,314.01	361,562.73
Borrowings (includes preference shares and subordinated debt)	174,807.38	177,160.59	172,417.35
Other liabilities and provisions	34,726.42	28,183.97	31,719.85
Total Capital and Liabilities	720,695.10	702,250.80	646,129.29
Cash and balances with Reserve Bank of India	27,106.09	22,176.27	25,652.91
Balances with banks and money at call and short notice	32,762.65	15,524.28	16,651.71
Investments	160,411.80	163,542.96	158,129.21
Advances	435,263.94	434,799.77	387,522.07
Fixed assets	7,576.92	4,777.52	4,725.52
Other assets	57,573.70	61,430.00	53,447.87
Total Assets	720,695.10	702,250.80	646,129.29



CONSOLIDATED FINANCIAL RESULTS

(₹ in crore)

Sr. no.	Particulars	Three months ended			Year ended	
		March 31, 2016	December 31, 2015	March 31, 2015	March 31, 2016	March 31, 2015
		(Unaudited)	(Unaudited)	(Unaudited)	(Audited)	(Audited)
1.	Interest earned (a)+(b)+(c)+(d)	15,164.93	15,014.29	14,277.70	59,293.71	54,964.00
	a) Interest/discount on advances/bills	10,706.35	10,525.51	9,980.34	41,550.90	38,059.71
	b) Income on investments	3,605.35	3,587.18	3,442.79	14,324.47	13,779.94
	c) Interest on balances with Reserve Bank of India and other inter-bank funds	92.64	73.69	81.40	303.96	366.16
	d) Others	760.59	827.91	773.17	3,114.38	2,758.19
2.	Other income	13,051.85	10,570.85	10,636.56	42,102.14	35,252.23
3.	TOTAL INCOME (1)+(2)	28,216.78	25,585.14	24,914.26	101,395.85	90,216.23
4.	Interest expended	8,713.49	8,526.63	8,240.48	33,996.47	32,318.15
5.	Operating expenses (e)+(f)	12,121.26	9,746.49	10,472.93	40,789.56	35,022.71
	e) Employee cost	1,844.95	1,606.98	1,722.26	6,912.29	6,568.32
	f) Other operating expenses	10,276.31	8,139.51	8,750.67	33,877.27	28,454.39
6.	TOTAL EXPENDITURE (4)+(5) (excluding provisions and contingencies)	20,834.75	18,273.12	18,713.41	74,786.03	67,340.86
7.	OPERATING PROFIT (3)-(6) (Profit before provisions and contingencies)	7,382.03	7,312.02	6,200.85	26,609.82	22,875.37
8.	Provisions (other than tax) and contingencies	3,496.97	3,061.06	1,571.49	8,705.41	4,536.34
9.	PROFIT/(LOSS) FROM ORDINARY ACTIVITIES BEFORE EXCEPTIONAL ITEMS AND TAX (7)-(8)	3,885.06	4,250.96	4,629.36	17,904.41	18,339.03
10.	Exceptional items (Collective contingency and related reserve)	3,600.00	3,600.00	..
11.	PROFIT/(LOSS) FROM ORDINARY ACTIVITIES BEFORE TAX (9)-(10)	285.06	4,250.96	4,629.36	14,304.41	18,339.03
12.	Tax expense (g)+(h)	(314.10)	938.56	1,376.89	3,377.52	5,396.73
	g) Current period tax	1,947.77	1,670.27	1,686.14	6,736.56	5,680.91
	h) Deferred tax adjustment	(2,261.87)	(731.71)	(309.25)	(3,359.04)	(284.18)
13.	Less: Share of profit/(loss) of minority shareholders	192.45	190.05	167.55	746.93	695.43
14.	NET PROFIT/(LOSS) FROM ORDINARY ACTIVITIES AFTER TAX (11)-(12)-(13)	406.71	3,122.35	3,084.92	10,179.96	12,246.87
15.	Extraordinary items (net of tax expense)
16.	NET PROFIT/(LOSS) FOR THE PERIOD (14)-(15)	406.71	3,122.35	3,084.92	10,179.96	12,246.87
17.	Paid-up equity share capital (face value ₹ 2/- each)	1,163.17	1,162.65	1,159.66	1,163.17	1,159.66
18.	Analytical ratios					
	Basic EPS before and after extraordinary items, net of tax expense (not annualised) (in ₹)	0.70	5.37	5.32	17.53	21.17
	Diluted EPS before and after extraordinary items, net of tax expense (not annualised) (in ₹)	0.69	5.34	5.27	17.41	20.94

SUMMARISED CONSOLIDATED BALANCE SHEET

(₹ in crore)

Particulars	At		
	March 31, 2016	December 31, 2015	March 31, 2015
	(Audited)	(Audited)	(Audited)
Capital and Liabilities			
Capital	1,163.17	1,162.65	1,159.66
Employees stock options outstanding	6.70	6.70	7.44
Reserves and surplus	92,940.85	93,129.83	83,537.44
Minority interest	3,355.64	2,885.75	2,505.81
Deposits	451,077.39	435,130.40	385,955.25
Borrowings (includes preference shares and subordinated debt)	220,377.66	220,814.91	211,252.00
Liabilities on policies in force	97,053.39	95,096.24	93,619.38
Other liabilities and provisions	52,781.40	46,866.88	48,042.19
Total Capital and Liabilities	918,756.20	895,093.36	826,079.17
Assets			
Cash and balances with Reserve Bank of India	27,277.56	22,253.44	25,837.67
Balances with banks and money at call and short notice	37,758.41	22,005.65	21,799.50
Investments	286,044.09	284,286.30	274,310.81
Advances	493,729.11	492,858.64	438,490.10
Fixed assets	8,713.46	5,910.83	5,871.21
Other assets	65,233.57	67,778.50	59,769.88
Total Assets	918,756.20	895,093.36	826,079.17




CONSOLIDATED SEGMENTAL RESULTS

(₹ in crore)

Sr. no.	Particulars	Three months ended			Year ended	
		March 31, 2016	December 31, 2015	March 31, 2015	March 31, 2016	March 31, 2015
		(Unaudited)	(Unaudited)	(Unaudited)	(Audited)	(Audited)
1.	Segment Revenue					
a	Retail Banking	10,123.72	10,074.49	8,700.57	39,187.80	32,991.18
b	Wholesale Banking (before exceptional items)	8,445.42	8,205.14	8,519.09	32,892.35	33,502.51
c	Treasury	13,421.01	12,342.39	11,614.62	48,341.45	43,966.81
d	Other Banking	993.91	1,061.27	988.61	3,934.31	3,809.71
e	Life Insurance	7,338.61	5,470.31	6,219.53	23,179.86	19,136.73
f	General Insurance	1,734.61	1,705.49	1,508.90	6,699.52	5,880.49
g	Others	1,145.54	1,133.31	1,190.93	4,648.47	4,473.11
	Total segment revenue	43,202.82	39,992.40	38,742.25	158,883.76	143,760.54
	Less: Inter segment revenue	14,986.04	14,407.26	13,827.99	57,487.91	53,544.31
	Income from operations	28,216.78	25,585.14	24,914.26	101,395.85	90,216.23
2.	Segmental Results (i.e. Profit before tax and minority interest)					
a	Retail Banking	1,020.30	1,145.66	740.40	3,897.74	2,724.28
b.i	Wholesale Banking (before exceptional items)	(734.90)	(217.68)	1,344.53	2,354.57	6,224.07
b.ii	Less: Exceptional items (Collective contingency and related reserve)	3,600.00	3,600.00	..
b.iii	Wholesale Banking (after exceptional items)	(4,334.90)	(217.68)	1,344.53	(1,245.43)	6,224.07
c	Treasury	3,041.36	2,458.90	1,941.81	8,616.27	6,468.70
d	Other Banking	138.46	220.53	184.75	679.00	667.22
e	Life Insurance	429.21	483.42	391.28	1,771.58	1,634.32
f	General Insurance	166.48	181.30	162.76	707.69	690.72
g	Others	299.77	358.94	353.09	1,425.19	1,463.47
	Total segment results	760.68	4,631.07	5,118.62	15,852.04	19,872.78
	Less: Inter segment adjustment	475.62	380.11	489.26	1,547.63	1,533.75
	Unallocated expenses
	Profit before tax and minority interest	285.06	4,250.96	4,629.36	14,304.41	18,339.03
3.	Capital employed (i.e. Segment assets – Segment liabilities)					
a	Retail Banking	(140,912.72)	(134,868.88)	(136,434.46)	(140,912.72)	(136,434.46)
b	Wholesale Banking	146,580.59	154,843.95	157,396.86	146,580.59	157,396.86
c	Treasury	55,730.65	43,776.41	37,816.88	55,730.65	37,816.88
d	Other Banking	12,209.20	12,510.51	9,215.33	12,209.20	9,215.33
e	Life Insurance	5,349.03	5,264.44	5,282.80	5,349.03	5,282.80
f	General Insurance	3,183.40	3,129.63	2,858.95	3,183.40	2,858.95
g	Others	3,477.46	3,542.60	3,195.25	3,477.46	3,195.25
e	Unallocated	8,493.11	6,100.52	5,372.93	8,493.11	5,372.93
	Total	94,110.72	94,299.18	84,704.54	94,110.72	84,704.54

Notes on segmental results:


- The disclosure on segmental reporting has been prepared in accordance with Reserve Bank of India (RBI) circular no. DBOD.No.BP.BC.81/21.04.018/2006-07 dated April 18, 2007 on guidelines on enhanced disclosures on "Segmental Reporting" which is effective from the reporting period ended March 31, 2008.
- "Retail Banking" includes exposures of ICICI Bank Limited ("the Bank") which satisfy the four criteria of orientation, product, granularity and low value of individual exposures for retail exposures laid down in Basel Committee on Banking Supervision document "International Convergence of Capital Measurement and Capital Standards: A Revised Framework".
- "Wholesale Banking" includes all advances to trusts, partnership firms, companies and statutory bodies, by the Bank which are not included under Retail Banking.
- "Treasury" includes the entire investment and derivative portfolio of the Bank, ICICI Equity Fund (upto September 30, 2015) and ICICI Strategic Investments Fund.
- "Other Banking" includes leasing operations and other items not attributable to any particular business segment of the Bank. Further, it includes the Bank's banking subsidiaries i.e ICICI Bank UK PLC, ICICI Bank Canada and ICICI Bank Eurasia LLC (upto December 31, 2014).
- "Life Insurance" represents ICICI Prudential Life Insurance Company Limited.
- "General Insurance" represents ICICI Lombard General Insurance Company Limited.
- "Others" comprises the consolidated entities of the Bank, not covered in any of the segments above.




Notes:

1. The above financial results have been approved by the Board of Directors at its meeting held on April 29, 2016.
2. In accordance with RBI guidelines on 'Basel III Capital Regulations' read together with the RBI circular dated July 1, 2015, the consolidated Pillar 3 disclosure (unaudited) at March 31, 2016 including leverage ratio and liquidity coverage ratio is available at <http://www.icicibank.com/regulatory-disclosure.page>.
3. Other income includes net foreign exchange gain relating to overseas operations for the year ended March 31, 2016 of ₹ 941.19 crore, for the year ended March 31, 2015 of ₹ 642.11 crore, for three months ended March 31, 2016 of ₹ 261.59 crore, for three months ended December 31, 2015 of ₹ 142.62 crore and for three months ended March 31, 2015 of ₹ 182.23 crore.
4. Pursuant to approval by the Board of Directors of the Bank on October 30, 2015 and November 16, 2015, the Bank has sold equity shares representing 2% shareholding in ICICI Prudential Life Insurance Company Limited and 9% shareholding in ICICI Lombard General Insurance Company Limited during the three months ended March 31, 2016 for a total consideration of ₹ 650.00 crore and ₹ 1,550.25 crore respectively and the Bank had sold equity shares representing 4% shareholding in ICICI Prudential Life Insurance Company Limited for a total consideration of ₹ 1,300.00 crore during the three months ended December 31, 2015.
The unconsolidated financial results and consolidated financial results include a gain (before tax) of ₹ 617.27 crore and ₹ 535.21 crore respectively for three months ended March 31, 2016, ₹ 1,242.56 crore and ₹ 1,079.67 crore respectively for three months ended December 31, 2015 and ₹ 1,859.83 crore and ₹ 1,614.88 crore respectively for the year ended March 31, 2016 on sale of shares of ICICI Prudential Life Insurance Company Limited and include a gain (before tax) of ₹ 1,508.54 crore and ₹ 1,234.85 crore respectively for three months and year ended March 31, 2016 on sale of shares of ICICI Lombard General Insurance Company Limited.
5. RBI had asked banks to review certain loan accounts and their classification over the two quarters ending December 31, 2015 and March 31, 2016. The Bank has completed this exercise over the timeframe stipulated by RBI.
6. The weak global economic environment, the sharp downturn in the commodity cycle and the gradual nature of the domestic economic recovery has adversely impacted the borrowers in certain sectors like iron and steel, mining, power, rigs and cement. While the banks are working towards resolution of stress on certain borrowers in these sectors, it may take some time for solutions to be worked out, given the weak operating and recovery environment. In view of the above, the Bank has on a prudent basis made a collective contingency and related reserve during the three months ended March 31, 2016, amounting to ₹ 3,600.00 crore towards exposures to these sectors. This is over and above provisions made for non-performing and restructured loans as per RBI guidelines.
7. Pursuant to RBI guidelines on 'Basel III Capital Regulations' dated March 1, 2016 permitting banks to include a portion of the balance in Revaluation Reserve in Tier 1 capital, the Bank has revalued its premises at March 31, 2016 and has credited an amount of ₹ 2,817.47 crore towards revaluation gain to Revaluation Reserve.
8. In accordance with RBI circular dated July 16, 2015, investment in Rural Infrastructure and Development Fund and other related deposits have been re-classified to Schedule 11 - Other Assets from Schedule 8 - Investments. Consequently, interest on such deposits has also been re-classified to 'Others' from 'Income on investments' in Schedule 13 - Interest earned.
9. During the year ended March 31, 2015, the Bank made full provision against outstanding Funded Interest Term Loans (FITLs) pertaining to restructurings prior to issuance of RBI guidelines on debt restructuring, by debiting its reserves by ₹ 929.16 crore with the approval of the RBI since this item related to prior years. In 2008, RBI had issued guidelines on debt restructuring, which also covered the treatment of funded interest in cases of debt restructuring, that is, instances where interest for a certain period is funded by a FITL which is then repaid based on a contracted maturity schedule. In line with these guidelines, the Bank was providing fully for any interest income which was funded through a FITL for cases restructured subsequent to the issuance of the guideline. However, during the year ended March 31, 2015, RBI required similar treatment of outstanding FITL pertaining to cases restructured prior to the 2008 guidelines which were not yet been repaid.
10. During the three months ended March 31, 2016, the Bank has allotted 2,583,700 equity shares of ₹ 2 each pursuant to exercise of employee stock options.
11. The Board of Directors has recommended a dividend of ₹ 5 per equity share for the year ended March 31, 2016. The declaration and payment of dividend is subject to requisite approvals. The Board of Directors has also recommended a dividend of ₹ 100 per preference share on 350 preference shares of the face value of ₹ 1 crore each for the year ended March 31, 2016.
12. Previous period/year figures have been re-grouped/re-classified where necessary to conform to current period classification.
13. The above unconsolidated and consolidated financial results are audited by the statutory auditors, B S R & Co. LLP, Chartered Accountants.
14. The amounts for three months ended March 31, 2016 are balancing amounts between the amounts as per audited accounts for the year ended March 31, 2016 and nine months ended December 31, 2015.
15. ₹ 1 crore = ₹ 10 million.

Place: Mumbai
Date: April 29, 2016




N. S. Kannan
Executive Director
DIN-00066009

News Release**April 29, 2016****Performance Review: Quarter ended March 31, 2016**

- **16% year-on-year growth in domestic advances; retail portfolio crossed ₹ 2,00,000 crore (US\$ 30.2 billion) during the quarter ended March 31, 2016 (Q4-2016) and grew by 23% year-on-year**
- **17% year-on-year growth in current and savings account (CASA) deposits; CASA ratio at 45.8% at March 31, 2016**
- **The Bank has made a collective contingency and related reserve of ₹ 3,600 crore (US\$ 543 million) during Q4-2016, over and above provisions made for non-performing and restructured loans as per Reserve Bank of India guidelines**
- **Standalone profit before collective contingency and related reserve and tax was ₹ 15,796 crore (US\$ 2.4 billion) for the year ended March 31, 2016 (FY2016) compared to ₹ 15,820 crore (US\$ 2.4 billion) for the year ended March 31, 2015 (FY2015)**
- **Standalone profit before collective contingency and related reserve and tax was ₹ 3,782 crore (US\$ 571 million) for Q4-2016**
- **Standalone profit after collective contingency and related reserve and tax was ₹ 702 crore (US\$ 106 million) in Q4-2016 and ₹ 9,726 crore (US\$ 1.5 billion) in FY2016**
- **Total capital adequacy of 16.64% and Tier-1 capital adequacy of 13.09% on standalone basis at March 31, 2016, significantly higher than regulatory requirements**
- **Dividend of ₹ 5 per share proposed**

The Board of Directors of ICICI Bank Limited (NYSE: IBN) at its meeting held at Mumbai today, approved the audited accounts of the Bank for the quarter ended March 31, 2016.

Profit & loss account

- **Net interest income increased by 6% to ₹ 5,404 crore (US\$ 816 million) in the quarter ended March 31, 2016 (Q4-2016) from ₹ 5,079 crore (US\$ 767 million) in the quarter ended March 31, 2015 (Q4-2015)**

- Non-interest income increased by 46% to ₹ 5,109 crore (US\$ 771 million) in Q4-2016 from ₹ 3,496 crore (US\$ 528 million) in Q4-2015. During the fourth quarter, following the receipt of requisite approvals, the Bank completed the sale of 9.0% shareholding in ICICI Lombard General Insurance Company (ICICI General) and 2.0% shareholding in ICICI Prudential Life Insurance Company (ICICI Life). The aggregate profit from both the transactions was ₹ 2,131 crore (US\$ 322 million).
- The cost-to-income ratio was 32.4% in Q4-2016 compared to 36.2% in Q4-2015.
- Provisions, excluding collective contingency and related reserve, were at ₹ 3,326 crore (US\$ 502 million) in Q4-2016 compared to ₹ 2,844 crore (US\$ 429 million) in Q3-2016 and ₹ 1,345 crore (US\$ 203 million) in Q4-2015.
- Standalone profit before collective contingency and related reserve and tax was ₹ 3,782 crore (US\$ 571 million) in Q4-2016 compared to ₹ 4,124 crore (US\$ 622 million) in Q4-2015.
- The weak global economic environment, the sharp downturn in the commodity cycle and the gradual nature of the domestic economic recovery has adversely impacted the borrowers in certain sectors like iron and steel, mining, power, rigs and cement. While the banks are working towards resolution of stress on certain borrowers in these sectors, it may take some time for solutions to be worked out, given the weak operating and recovery environment. In view of the above, the Bank has on a prudent basis made a collective contingency and related reserve of ₹ 3,600 crore (US\$ 543 million) during Q4-2016 towards exposures to these sectors. This is over and above provisions made for non-performing and restructured loans as per Reserve Bank of India (RBI) guidelines.
- Standalone profit after tax was ₹ 702 crore (US\$ 106 million) for Q4-2016 compared to ₹ 2,922 crore (US\$ 441 million) for Q4-2015.
- Standalone profit after tax was ₹ 9,726 crore (US\$ 1.5 billion) for the year ended March 31, 2016 (FY2016) compared to ₹ 11,175 crore (US\$ 1.7 billion) for the year ended ended March 31, 2015 (FY2015).
- Consolidated profit after tax was ₹ 10,180 crore (US\$ 1.5 billion) in FY2016 compared to ₹ 12,247 crore (US\$ 1.8 billion) in FY2015.

Operating review

Credit growth

The year-on-year growth in domestic advances was 16%. The Bank has continued to see robust growth in its retail business resulting in a year-on-year growth of 23% in the retail portfolio. The retail portfolio constituted about 47% of the loan portfolio of the Bank. Total advances increased by 12% year-on-year to ₹ 435,264 crore (US\$ 65.7 billion) at March 31, 2016 from ₹ 387,522 crore (US\$ 58.5 billion) at March 31, 2015.

Deposit growth

The Bank has seen healthy trends in CASA deposit mobilisation. Total CASA deposits increased by 17% year-on-year to ₹ 193,100 crore (US\$ 29.1 billion) at March 31, 2016. During Q4-2016, savings account deposits increased by ₹ 7,312 crore (US\$ 1,104 million) and current account deposits increased by ₹ 1,689 crore (US\$ 255 million). For FY2016, savings account deposits increased by ₹ 19,370 crore (US\$ 2.9 billion) and current account deposits increased by ₹ 9,350 crore (US\$ 1.4 billion). The Bank's CASA ratio was 45.8% at March 31, 2016 compared to 45.2% at December 31, 2015 and 45.5% at March 31, 2015. The average CASA ratio improved from 39.5% in FY2015 to 40.7% in FY2016. Total deposits increased by 17% year-on-year to ₹ 421,426 crore (US\$ 63.6 billion) at March 31, 2016. The Bank had a network of 4,450 branches and 13,766 ATMs at March 31, 2016.

Capital adequacy

The Bank's capital adequacy at March 31, 2016 as per Reserve Bank of India's guidelines on Basel III norms was 16.64% and Tier-1 capital adequacy was 13.09%, significantly higher than the regulatory requirements.

Asset quality

Net non-performing assets at March 31, 2016 were ₹ 13,297 crore (US\$ 2.0 billion) compared to ₹ 10,014 crore (US\$ 1.5 billion) at December 31, 2015. The increase in non-performing assets was primarily due to the continuing challenges in the operating and recovery environment; and RBI's objective of early and conservative recognition of stress and provisioning, pursuant to which the RBI had asked banks to review certain loan accounts and their classification over the two quarters ending December 31, 2015 and March 31, 2016. The Bank has now completed the exercise of review of classification of cases highlighted by RBI. The Bank's net non-performing

asset ratio was 2.67% at March 31, 2016 compared to 2.03% at December 31, 2015. The Bank's provisioning coverage ratio, including cumulative prudential/ technical write-offs, was 61.0% at March 31, 2016. The provisioning coverage ratio, excluding cumulative prudential/ technical write-offs, was 50.6%. Net loans to companies whose facilities have been restructured were ₹ 8,573 crore (US\$ 1.3 billion) at March 31, 2016 compared to ₹ 11,294 crore (US\$ 1.7 billion) at December 31, 2015.

Technology initiatives

The Bank's transaction volumes through digital channels continue to grow at healthy pace. The Bank has seen a healthy growth in debit card and credit card spends, in its digital bank offering Pockets and in its offerings via social media. During the quarter, the Bank launched India's first contactless mobile payment solution which allows cashless payments using just smartphones, thereby eliminating the need to carry cash or debit and credit cards. The Bank also launched a virtual mobile app development challenge called 'ICICI Appathon'. The programme received an overwhelming response with over 2,000 participants from across the globe. The Bank worked closely with National Payments Corporation of India (NPCI) for the launch of the Unified Payment Infrastructure (UPI).

Dividend on equity shares

In view of the strong capital adequacy levels, the Board of Directors has recommended a dividend of ₹ 5 per equity share of face value of 2 Rupees each (equivalent to dividend of US\$ 0.15 per ADS) for FY2016. The declaration and payment of dividend is subject to requisite approvals. The record/book closure dates will be announced in due course.

Consolidated results

Consolidated profit before collective contingency and related reserve made by ICICI Bank, and tax, was ₹ 17,904 crore (US\$ 2.7 billion) for FY2016 compared to ₹ 18,339 crore (US\$ 2.8 billion) for FY2015. Consolidated profit before collective contingency and related reserve and tax was ₹ 3,885 crore (US\$ 586 million) for Q4-2016 compared to ₹ 4,629 crore (US\$ 699 million) for Q4-2015. Consolidated profit after tax was ₹ 10,180 crore (US\$ 1.5 billion) in FY2016 compared to ₹ 12,247 crore (US\$ 1.8 billion) in FY2015. Consolidated profit after tax was ₹ 407 crore (US\$ 61 million) in Q4-2016.

Consolidated assets grew by 11% from ₹ 826,079 crore (US\$ 124.7 billion) at March 31, 2015 to ₹ 918,756 crore (US\$ 138.7 billion) at March 31, 2016.

Insurance subsidiaries

ICICI Life achieved a profit after tax of ₹ 1,650 crore (US\$ 249 million) for FY2016 compared to ₹ 1,634 crore (US\$ 247 million) for FY2015. ICICI Life's retail weighted received premium increased by 8% from ₹ 4,596 crore (US\$ 694 million) in FY2015 to ₹ 4,968 crore (US\$ 750 million) in FY2016. ICICI Life maintained its leadership in the private sector in FY2016. The profit after tax was ₹ 403 crore (US\$ 61 million) for Q4-2016 compared to ₹ 391 crore (US\$ 59 million) for Q4-2015. The Board of Directors of the Bank has today approved the sale of a part of its shareholding in ICICI Life through an initial public offering by the company, subject to market conditions and necessary approvals. The size and other details of the offer would be determined in due course.

ICICI Lombard General Insurance Company (ICICI General) maintained its leadership in the private sector. The gross written premium of ICICI General increased by 20% from ₹ 6,914 crore (US\$ 1.0 billion) in FY2015 to ₹ 8,307 crore (US\$ 1.3 billion) in FY2016. The profit after tax of ICICI General was ₹ 507 crore (US\$ 77 million) in FY2016 compared to ₹ 536 crore (US\$ 81 million) in FY2015. The profit after tax of ICICI General was ₹ 119 crore (US\$ 18 million) in Q4-2016 compared to ₹ 130 crore (US\$ 20 million) in Q4-2015.

Summary Profit and Loss Statement (as per unconsolidated Indian GAAP accounts)

₹ crore

	Q4-2015	FY 2015	Q3-2016	Q4-2016	FY 2016
Net interest income	5,079	19,040	5,453	5,405	21,224
Non-interest income	3,496	12,176	4,217	5,109	15,322
- Fee income	2,137	8,287	2,262	2,212	8,820
- Dividend and other income ¹	633	2,196	513	707	2,442
- Treasury income	726	1,693	1,442 ²	2,190 ³	4,060 ³
Less:					
Operating expense	3,107	11,496	3,110	3,406	12,683
Operating profit	5,468	19,720	6,560	7,108	23,863
Less: Provisions	1,345	3,900	2,844	3,326	8,067
Profit before collective contingency and related reserve and tax	4,124	15,820	3,716	3,782	15,796
Less: Collective contingency and related reserve	-	-	-	3,600	3,600
Profit before tax	4,124	15,820	3,716	182	12,196
Less: Tax	1,202	4,645	698	(520)	2,470
Profit after tax	2,922	11,175	3,018	702	9,726

1. Includes net foreign exchange gains relating to overseas operations of ₹ 642 crore in FY2015, ₹ 182 crore in Q4-2015, ₹ 143 crore in Q3-2016, ₹ 261 crore in Q4-2016 and ₹ 941 crore in Q4-2016
2. Includes profit of ₹ 1,243 crore on sale of shareholding in ICICI Prudential Life Insurance Company
3. Includes profit of ₹ 2,131 crore and ₹ 3,374 crore on sale of shareholding in ICICI Prudential Life Insurance Company and ICICI Lombard General Insurance Company in Q4-2016 and FY2016 respectively
4. Prior period figures have been re-grouped/re-arranged where necessary.

Summary Balance Sheet

₹ crore

	March 31, 2015	December 31, 2015	March 31, 2016
	(Audited)	(Audited)	(Audited)
Capital and Liabilities			
Capital	1,160	1,163	1,163
Employee stock options outstanding	7	7	7
Reserves and surplus	79,262	88,423	88,566
Deposits	361,563	407,314	421,426
Borrowings (includes subordinated debt) ¹	172,417	177,161	174,807
Other liabilities	31,720	28,183	34,726
Total Capital and Liabilities	646,129	702,251	720,695
Assets			
Cash and balances with Reserve Bank of India	25,653	22,176	27,106
Balances with banks and money at call and short notice	16,652	15,524	32,763
Investments ²	158,129	163,543	160,412
Advances	387,522	434,800	435,264
Fixed assets	4,725	4,778	7,577
Other assets ²	53,448	61,430	57,573
Total Assets	646,129	702,251	720,695

- Borrowings include preference share capital of ₹ 350 crore.*
- Pursuant to the RBI guideline dated July 16, 2015, the Bank has, effective the quarter ended June 30, 2015, reclassified deposits placed with NABARD, SIDBI and NHB on account of shortfall in lending to priority sector from 'Investments' to 'Other Assets'.*
- Prior period figures have been re-grouped/re-arranged where necessary.*

All financial and other information in this press release, other than financial and other information for specific subsidiaries where specifically mentioned, is on an unconsolidated basis for ICICI Bank Limited only unless specifically stated to be on a consolidated basis for ICICI Bank Limited and its subsidiaries. Please also refer to the statement of audited unconsolidated, consolidated and segmental results required by Indian regulations that has, along with this release, been filed with the stock exchanges in India where ICICI Bank's equity shares are listed and with the New York Stock Exchange and the US Securities Exchange Commission, and is available on our website www.icicibank.com.

Except for the historical information contained herein, statements in this release which contain words or phrases such as 'will', 'expected to', etc., and similar expressions or variations of such expressions may constitute 'forward-looking statements'. These forward-looking statements involve a number of risks, uncertainties and other factors that could cause actual results, opportunities and growth potential to differ materially from those suggested by the forward-looking statements. These risks and uncertainties include, but are not limited to, the actual growth in demand for banking and other financial products and services in the countries that we operate or where a material number of our customers reside, our ability to successfully implement our strategy, including our use of the Internet and other technology, our rural expansion, our exploration of merger and acquisition opportunities, our ability to integrate mergers or acquisitions into our operations and manage the risks associated with such acquisitions to achieve our strategic and financial objectives, our ability to manage the increased complexity of the risks we face in our international operations, future levels of impaired loans, our growth and expansion in domestic and overseas markets, the adequacy of our allowance for credit and investment losses, technological changes, investment income including the ability to successfully monetise our investment in subsidiaries, our ability to market new products, cash flow projections, the outcome of any legal, tax or regulatory proceedings in India and in other jurisdictions we are or become a party to, the future impact of new accounting standards, our ability to implement our dividend policy, the impact of changes in banking regulations and other regulatory changes in India and other jurisdictions on us, the equity, bond and loan market conditions and availability of liquidity amongst the investor community in these markets, the nature or level of credit spreads and interest spreads from time to time, including the possibility of increasing credit spreads or interest rates, our ability to roll over our short-term funding sources and our exposure to credit, market and liquidity risks as well as other risks that are detailed in the reports filed by us with the United States Securities and Exchange Commission. ICICI Bank undertakes no obligation to update forward-looking statements to reflect events or circumstances after the date thereof.

This release does not constitute an offer of securities.

For further press queries please call Sujit Ganguli / Kausik Datta at 91-22-2653 8525 / 91-22-2653 7026 or email corporate.communications@icicibank.com

For investor queries please call Anindya Banerjee / Nayan Bhatia at 91-22-2653 7131 / 91-22-2653 7144 or email ir@icicibank.com.

1 crore = 10.0 million

US\$ amounts represent convenience translations at US\$1= ₹ 66.26